



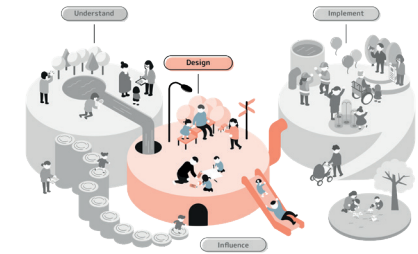


-  **Format**  
workshop
-  **Group size**  
medium
-  **Time**  
2-3 hours
-  **Facilitation experience**  
moderate



## Opportunities matrix


**What is it?** This tool will help you to sort and prioritise potential project ideas.

**How to use it?** First, decide on the criteria for evaluating each of the project ideas. The table on the right suggests four sets of criteria - modify this list based on your context.

It would be the best to organise the scoring in a **participatory** way. Give each participant stickers in different colours (red, orange, yellow) or ask them to assign points 1-3. Ask them to put red stickers or 3 points to the criteria that the project successfully fulfilled, and yellow sticker or 1 point to the criteria that was not fully fulfilled.

The overall score for each project will help you shortlist those that **resonate the most** with your criteria and stakeholders involved in ranking. Select top projects, and discuss their aspects in detail, as the scoring system might not make all the **nuances** visible. You can also rank projects by specific criteria, for example - target group needs.

**Keep in mind:** Different stakeholders may have opposing opinions about the proposals, so make sure to run this workshop with **different participants** to get a holistic understanding.

Project details	Criteria				Overall score
	1 Needs from the target groups	2 Alignment with the Proximity of Care framework	3 Deliverability	4 Funding opportunities	
	 3 high 2 medium 1 low	HEALTH PROTECTION STIMULATION SUPPORT 3 high 2 medium 1 low	Time Expertise 3 short 3 yes 1 long 1 no	3 secure, multiple 1 insecure, rare	